

- ◆ Solvent Adhesives ◆ Sap/Tar/Grease
- ◆ Acrylic, Silicone, Polyurethane, and Polysulfide Sealants
- ◆ Gum ◆ Ink ◆ Glue/Contact Cement
- ◆ Tape/Labels/Stickers/Decals



UNSTICK represents a true breakthrough for effectively removing adhesives, silicones, caulks, surface glues and other highly difficult materials. The patented formula in this product, literally **"breaks the bond"** of most commercial adhesives, even if they have been in place for years.

What's more, it contains no corrosive chemicals, making it safe for use on most surfaces without damage. As a rule of thumb, products that do not harden, i.e., most caulks, contact adhesives, labels, decals, tape residue, gum, sap, tar, can be removed with UNSTICK.

Hardened products such as Super Glue, two part epoxies, urethane floor coatings and varnishes cannot be removed with this product.

UNSTICK is a safe substitute for products such as acetone and methyl ethyl ketone both of which are extremely flammable, toxic and hazardous to the environment.

#### Safe on the following surfaces:

Metals, glass, mirrors, fiberglass, gelcoat, plexiglass, polycarbonates, most plastics, most carpets, vinyl and upholstery, clothing, wood, varnished and painted surfaces, stone, marble, tile, formica, Corian®, ceramics, enamel and porcelain, concrete and brick.

**SUGGESTED USAGE:** Polysulfide adhesives, polysulfide caulking, uncured or cured Silicone adhesives, caulking (uncured or cured), silicone based gaskets, waterproofing, lubricants and protective coatings Polyurethane adhesives, Polyurethane caulking such as; 3M's® 5200 Marine adhesive sealant®, Sikaflex® 292, 255, 241, uncured or cured Contact Adhesives Pionite®, P-98-T Contact Adhesive, 3M's® Super77® and most other adhesives and caulking. Glue residue from most types of adhesive, tapes, labels, sticker, pin striping and decals from equipment to books and binders. Safely removes silicone, polyurethane and adhesives from skin, tools and equipment. Removes tape, double face tape and carpet adhesives from floors. Safely removes silicone, polyurethane, adhesives and chewing gum from carpets, upholstery or clothing. Removes graffiti (spray type, enamel paint) from most concrete, brick and metal surfaces. Removes cleanly and completely all silicone residue from glass and Plexiglas cured or uncured. Removes the paper or plastic protective coating from Lexan® sheets.

**AUTOMOTIVE:** For removal of silicone caulking, polyurethane adhesives, polyurethane caulking, contact adhesives, silicone type gaskets, tar, undercoating, intersection paint/ highway paint, grease, inspection stickers from windshields, tree sap, decals, stickers, pin striping, glue, adhesives, silicone sealants/automotive wax (if bodywork must be done), gum (inside or out).

### Directions for use:

**CAULKING:** For silicone, polyurethane, and polysulfide caulks, first cut away any excess caulking then work UNSTICK from the edge(s) of the bond with a putty knife. UNSTICK will work its way under the caulk and release the bond. If residue remains, simply re-spray the area and wipe it clean with a terry type cloth.






**CONTACT CEMENT/GLUE:** Coat the area with UNSTICK and let it sit. The longer it remains on the adhesive the easier your job becomes. Then wipe the area with a clean cloth. If any residue remains, repeat the first step. When using UNSTICK to remove carpet or headliners, spray the surface heavily, wait at least 15 minutes and test a portion of the item to be removed. If the item remains secure, re-apply UNSTICK and wait an additional 15 minutes before removing the item.

**POLYURETHANE EXPANDING FOAMS:** Spray the contaminated area with UNSTICK and wipe the area with a clean cloth, note once the foam has cured UNSTICK will not remove the residue.

**TAPE/LABELS/STICKERS/DECALS:** First, spray the item to be removed and let sit for a minute. You will notice that UNSTICK penetrates from the edges inward, use a sharp object to work the edges and re-apply UNSTICK. Once there is enough material to grab, slowly begin pulling the item away from the adhesive while spraying UNSTICK on the back of the item. It should pull away with ease.

**GUM:** To remove gum from floors, carpets, clothing or fabric, just spray with UNSTICK, wait a minute, and rub the area with your fingers or a stiff nylon brush or scraper.

**SAP/TAR/GREASE:** All of the above will readily dissolve with UNSTICK, just spray, wait, and wipe.

Applications	User Profile	Main Usage
 <b>Industrial</b>	Construction, paint contractors, maintenance & repair	Tape Residue, Silicone & Polyurethane Caulks, Labels, Gum, Liquid Nails, Expanding Foam & Surface Glues.
 <b>Household</b>	Consumer	Gum, Ink, Silicones, Glues, Caulk, Tape, Labels, Stickers.
 <b>Automotive</b>	Automotive enthusiasts, automotive repair & maintenance, new and used car dealers	Tar, Sap, Gum, Decals, Wax & Polish, without Surface Damage.
 <b>Marine</b>	Marine & boating enthusiasts, marine repair, boatyards, fleet operations	"Permanent" Marine Adhesives (Such As 3M 5200®), Tape Residues, Silicones, Sealants & Caulk
 <b>Institutional/Janitorial</b>	MRO, hospital & health care, factories, property management	Tape Residue, Gum, Ink, Graffiti, Surface Glues, Silicone & Caulk.

**MADE IN THE U.S.A.**

Refer to SDS and TDS for additional precautionary statements, by request only.